

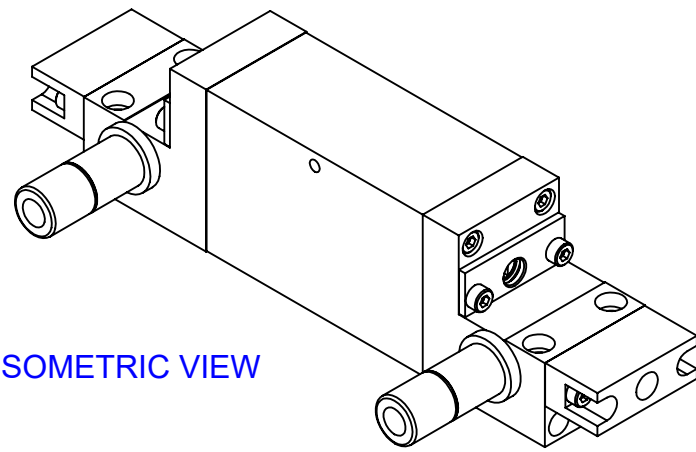
4

3

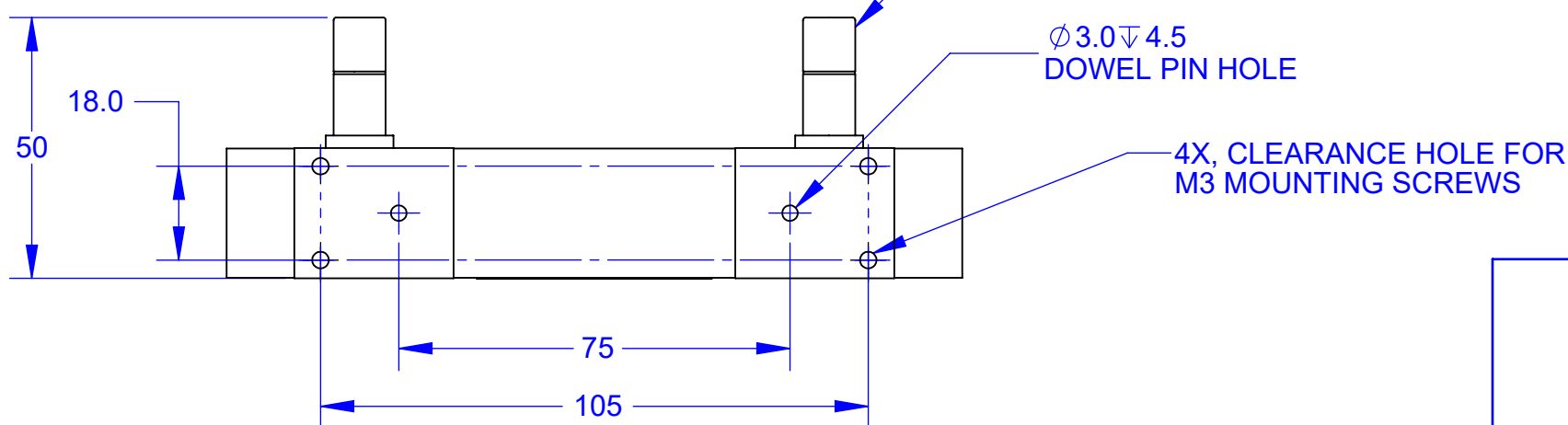
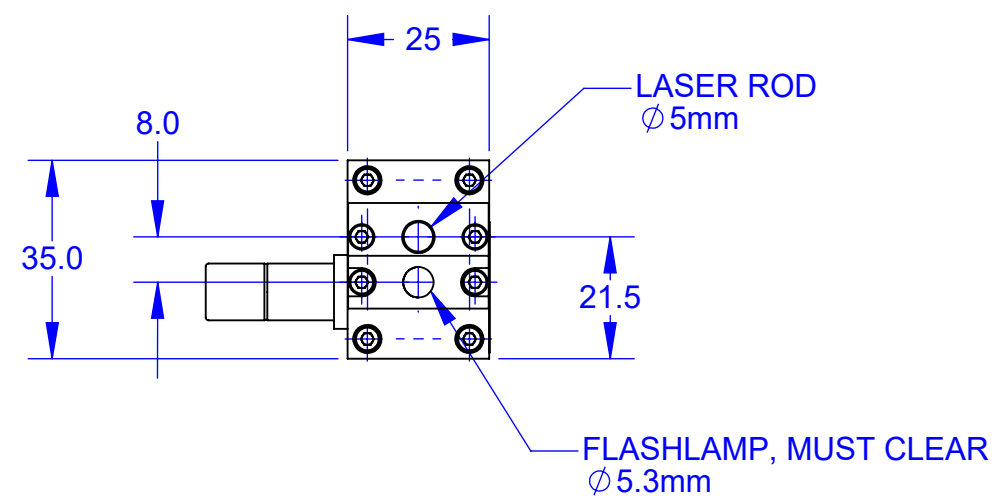
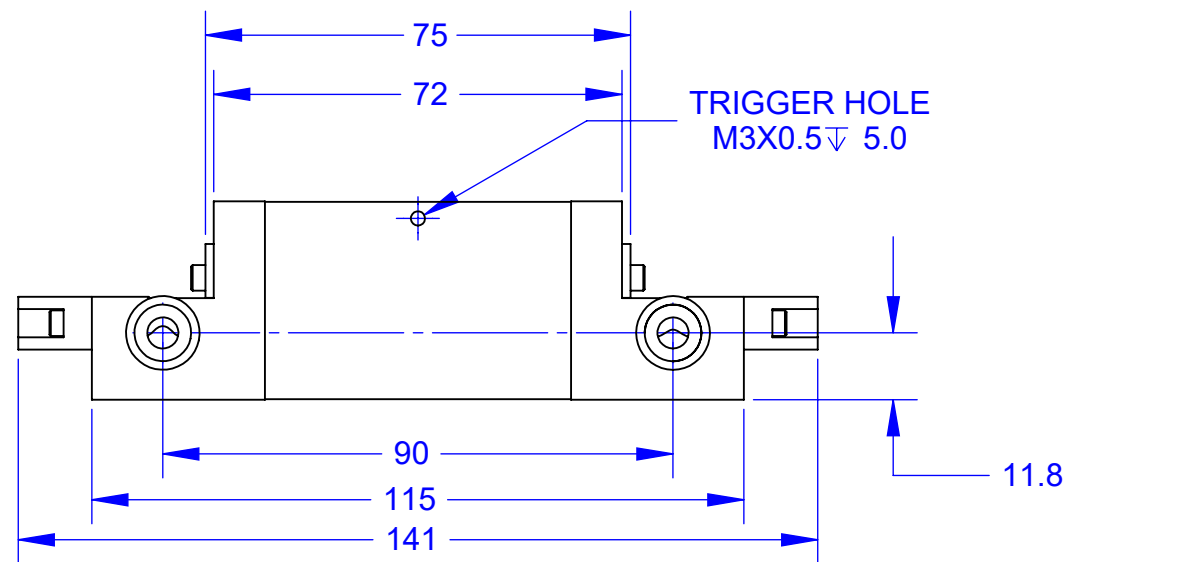
2

1

REV	DATE	DESCRIPTION
A	9/30/2014	ADDED LASER ENGRAVING. UPDATED HOSE FITTINGS



ISOMETRIC VIEW



NOTICE: This document contains proprietary and confidential information of MegaWatt Lasers. The contents shall not be disclosed, reproduced, duplicated, disseminated, or used for purposes other than authorized in writing by MegaWatt Lasers.

NOTES/SPECIFICATIONS:

- 1. ALL DIMENSIONS IN mm.
- 2. DO NOT SCALE THIS DRAWING.

DRAWN BY DCA		<i>MegaWatt Lasers</i>			
		P. O. Box 24190 Hilton Head Island, SC 29925			
CHECKED MWA		5 X 75 PUMP CHAMBER INTERFACE DRAWING			
		SIZE B	CAGE CODE 1HVC0	DRAWING NO. 549	REV A
APPROVED SJH		TOLERANCES X. ±0.5 X.X ±0.1 X.XX ±0.05	SCALE 3:4	DATE 16-MAY-08	SHEET 1 OF 2

4

3

2

1

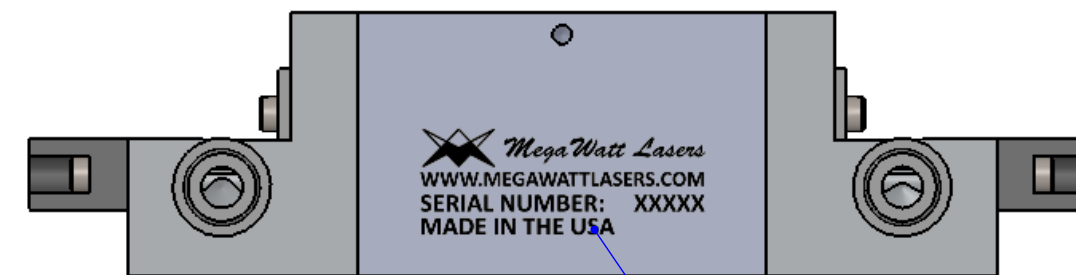
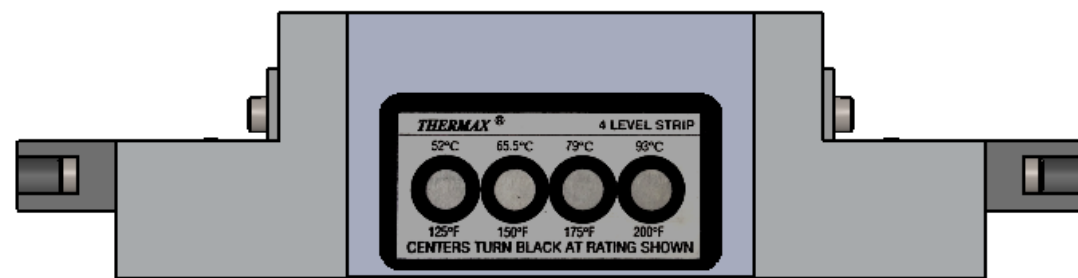
4

3

2

1

REV	DATE	DESCRIPTION



LASER ENGRAVED

NOTICE: This document contains proprietary and confidential information of MegaWatt Lasers. The contents shall not be disclosed, reproduced, duplicated, disseminated, or used for purposes other than authorized in writing by MegaWatt Lasers.

		<i>MegaWatt Lasers</i>			
		P. O. Box 24190 Hilton Head Island, SC 29925			
		5 X 75 PUMP CHAMBER INTERFACE DRAWING			
DRAWN BY DCA		SIZE B	CAGE CODE 1HVC0	DRAWING NO. 549	REV A
CHECKED MWA		<u>TOLERANCES</u>		SCALE 1:1	DATE 16-MAY-08
APPROVED SJH		X. ±0.5 X.X ±0.1 X.XX ±0.05			SHEET 2 OF 2

4

3

2

1

A

A

B

B

C

C

D

D